

A Quiet Compounding.

Seven months. 878 trades.

One disciplined hand.

+141%

NET RETURN

83.03%

WIN RATE

878

TRADES EXECUTED

A patient hand. A repeating method. Eight currency pairs and one thesis: that consistency, executed with care, will compound itself.

TRADER

****XXXX****

ACCOUNT

5577 ****

BROKER

Tickmill Live · USD

The Trader.

“Markets reward those who show up, manage size with care, and let small consistent edges do the compounding.”

Between September 2025 and May 2026, an account on the Tickmill platform was traded with patient, methodical discipline. Eight hundred and seventy-eight closed positions across seven major currency pairs and gold, sized prudently, taken with conviction.

No leverage spikes. No revenge trading. A composed, repeatable rhythm of small wins, layered through every session of every trading week. The result is a portrait of consistency, not speculation: an account that moves up because the process is sound.

ACCOUNT PROFILE

TRADER	XXXX*****
ACCOUNT	5577 ****
BROKER	Tickmill Ltd
ACCOUNT TYPE	Real · Hedge
CURRENCY	USD
PERIOD	Sep 2025 — May 2026

\$ 7,056.59

NET PROFIT

across 878 closed trades

1.60

PROFIT FACTOR

gross profit / gross loss

+ 141 %

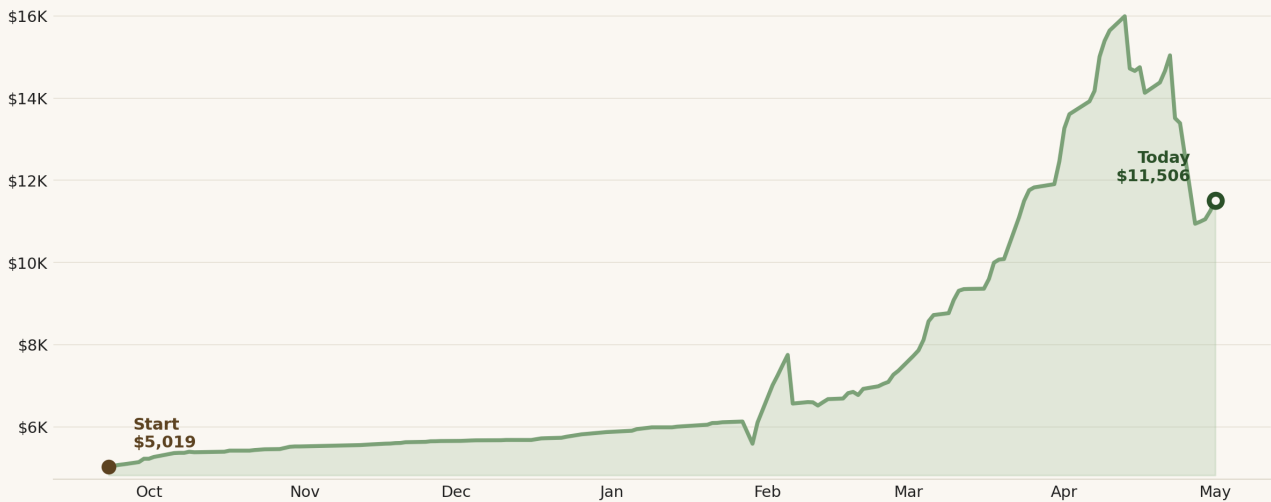
ACCOUNT GROWTH

\$5,019 → \$11,506 + \$1K withdrawn

Names and identifiers have been redacted to protect the trader's privacy.

The Curve.

A textbook trajectory. Steady through the autumn, accelerating through the spring.



\$ 5,019.01

OPENING BALANCE

\$ 11,505.59

CLOSING BALANCE

\$ 1,000.00

WITHDRAWN MID-CYCLE

221 days

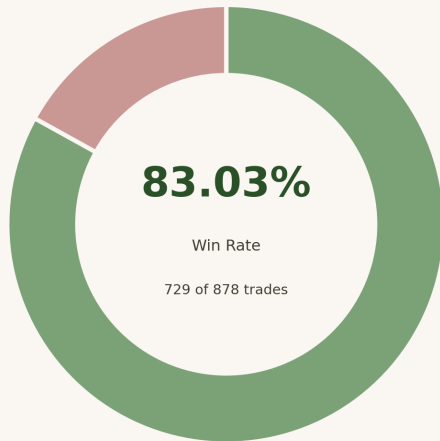
TIME IN MARKET

The equity curve does not climb in a single thrust. It accumulates. October sees a small concession, the kind every disciplined trader takes. From November forward the line turns upward and stays there. By April, the account has more than doubled—even after a \$1,000 withdrawal earned along the way.

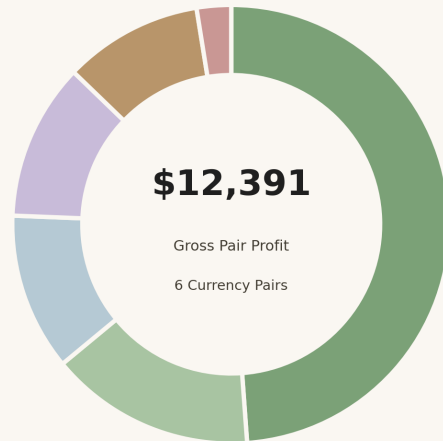
Maximal recorded balance drawdown sat at 33.23%, recovered through patient position management. Recovery factor of 1.36 confirms the cycle: lose small, win small, repeat.

The Edge.

Where the wins came from — and how often they came.



WIN RATE · 729 WINS / 149 LOSSES



PROFIT BY INSTRUMENT

PROFIT FACTOR

1.60

gross profit / gross loss

AVG LOSS TRADE

\$ 79.18

when wrong

EXPECTED PAYOFF

\$ 8.04

per trade, on average

LARGEST PROFIT TRADE

\$ 496.92

a single position

RECOVERY FACTOR

1.36

profit / max drawdown

LARGEST LOSS TRADE

\$ 1,459.27

a single position

AVG PROFIT TRADE

\$ 25.86

when right

MAX CONSECUTIVE WINS

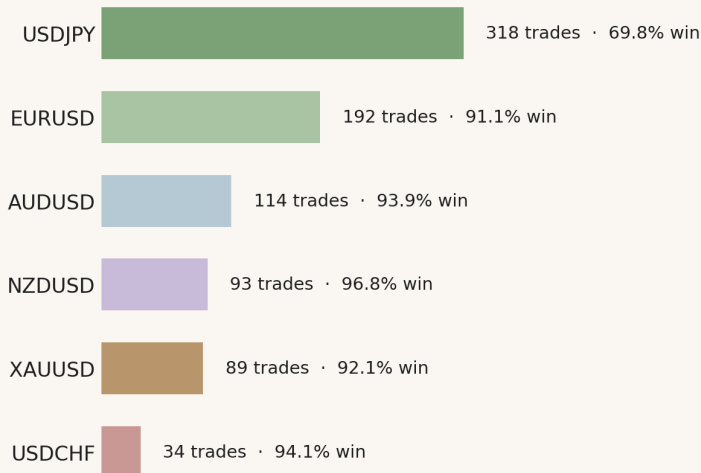
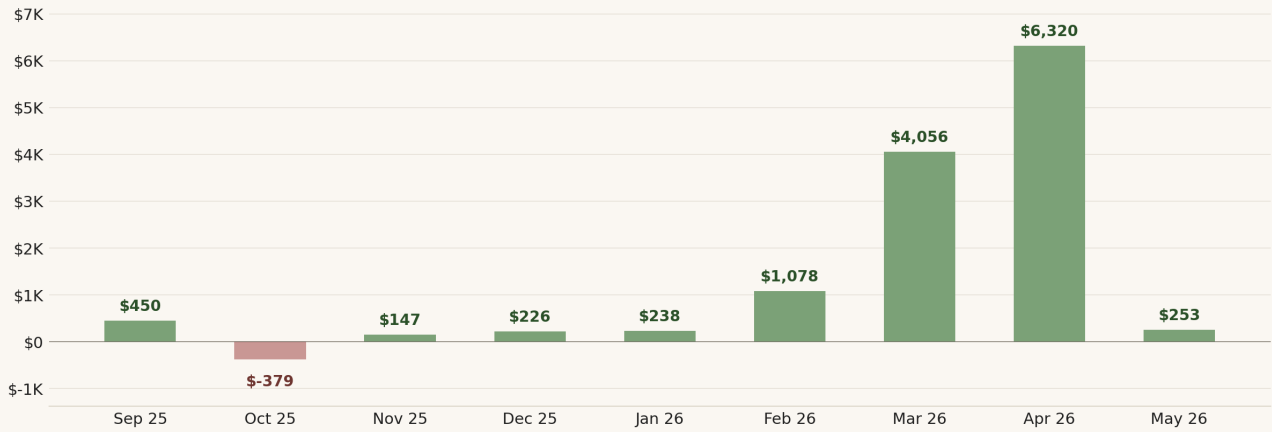
42 trades

unbroken

EURUSD carries the book—\$6,052 in profit at a 91.1% strike rate. AUDUSD and NZDUSD echo the same story: ninety-plus win rates, smaller size, steady contribution. USDJPY accounts for the highest trade volume; XAUUSD and USDCHF round out the mix.

By the Month.

Conviction grew with the year. April closed the season at +\$6,320.



VOLUME BY INSTRUMENT

OBSERVATIONS

A perfect quarter.

November and December both closed with 100% win rates on closed positions.

Scale with conviction.

Trade volume nearly tripled from autumn to spring as the playbook proved out.

April: the apex.

\$6,320 in a single calendar month — the strongest stretch on record.

Repeatable, not lucky.

83% win rate sustained across 878 trades.

The Standing.

Where the account stands as the report closes — and how far it has come.

OPEN POSITIONS

Time	Position	Symbol	Type	Volume	Open	S / L	T / P	Market	Swap	Profit	
2026.04.30 13:38:04	200540800	USDJPY	buy	0.5	158.050			157.033	6.97	-323.82	
2026.04.30 16:39:44	200639360	EURUSD	sell	1	1.16902			1.17221	7.96	-319.00	
2026.04.30 17:52:37	200697976	USDCHF	buy	1	0.78299	0.78390		0.78159	17.66	-179.12	
									Total	32.59	-821.94

ACCOUNT STANDING

BALANCE	\$ 11,505.59	FLOATING P/L	- \$ 821.94
EQUITY	\$ 10,716.24	MARGIN	\$ 533.80
FREE MARGIN	\$ 10,182.44	MARGIN LEVEL	2,007.54%

FINAL RESULTS

TOTAL NET PROFIT	GROSS PROFIT	GROSS LOSS
\$ 7,056.59	\$ 18,854.71	- \$ 11,798.12
TOTAL TRADES	PROFIT TRADES	LOSS TRADES
878	729 · 83.03%	149 · 16.97%

Patience compounds. Discipline pays.

Account XXXX***** · 5577 **** · Tickmill Live · Report closed 03 May 2026